

Cassette Art Flux 360° 840x840


PRODUCT SHEET

KCIBF-56 DN4.0 / KCIBF-71 DN4.0 / KCIBF-80 DN4.0



KI-04 S

Recommended controller

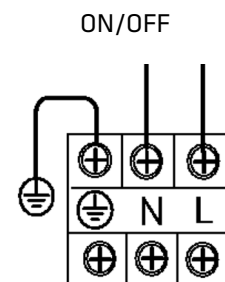
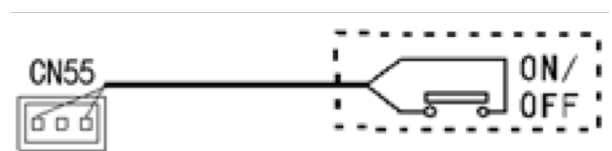
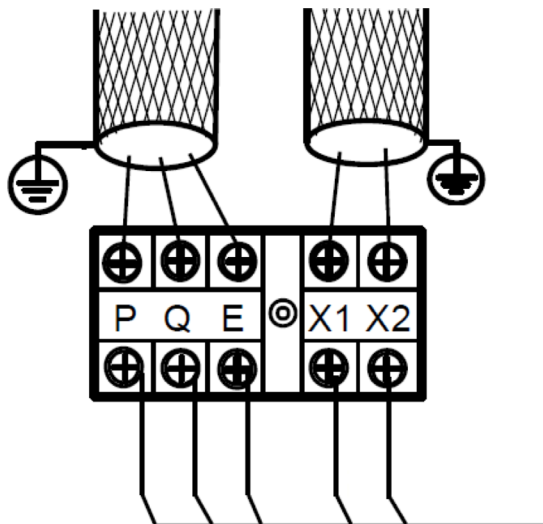
Product certified by: 



FEATURES

Model	KCIBF-56 DN4.0	KCIBF-71 DN4.0	KCIBF-80 DN4.0
Cooling capacity	5,60 kW	7,10 kW	8 kW
Heating capacity	6,30 kW	8 kW	9 kW
Power input	31 W	46 W	48 W
Airflow	704/756/801/857/ 899/957/1.029 m ³ /h	748/866/920/996/ 1.065/1.132/1.200 m ³ /h	811/893/975/1.055/ 1.117/1.195/1.264 m ³ /h
Sound pressure	34/35/36/38/ 39/41/43 dB(A)	34/35/37/39/ 41/43/45 dB(A)	35/36/38/40/ 42/44/46 dB(A)
Pipe diameter	Ø3/8" / Ø5/8"	Ø3/8" / Ø5/8"	Ø3/8" / Ø5/8"
Drain tube diameter	Ø32 mm	Ø32 mm	Ø32 mm
Power supply	220-240 V / 1 / 50 Hz		
Max. input	15 A	15 A	15 A
Power wiring	(2+T)x2,50 mm ²	(2+T)x2,50 mm ²	(2+T)x2,50 mm ²
Shielded communication wiring	3x0,75 mm ²	3x0,75 mm ²	3x0,75 mm ²

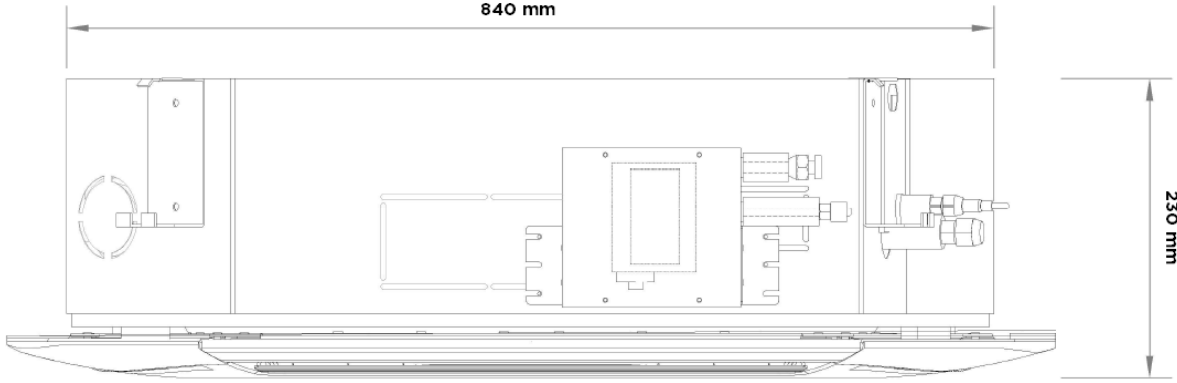
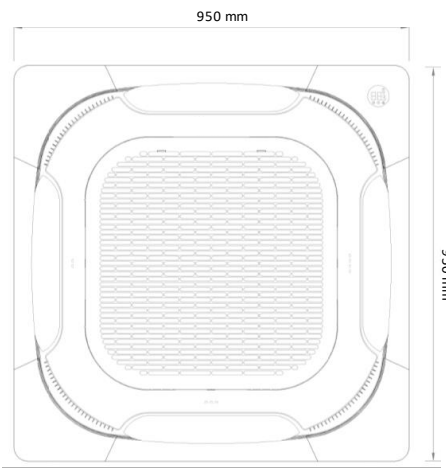
WIRING DIAGRAM



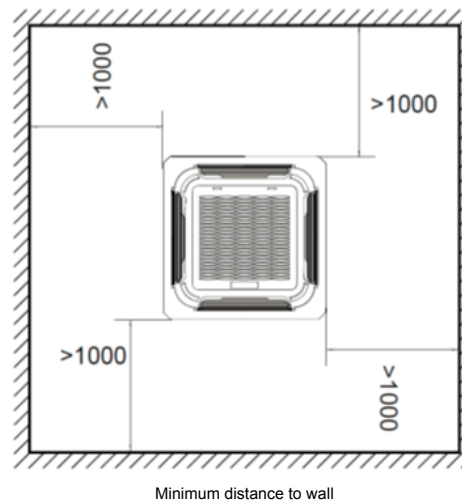
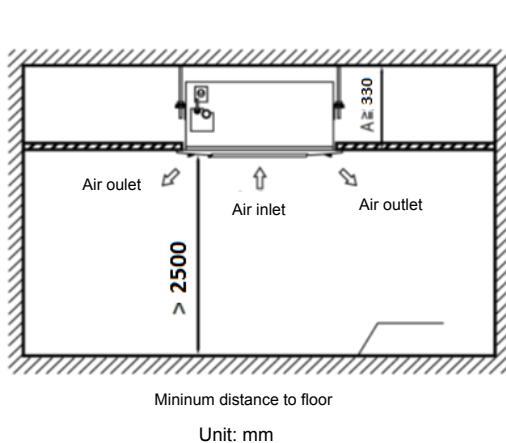
Power supply terminal

NOTES:
 (1) The data and specifications present in this sheet may vary without notice.
 (2) The images on this sheet are indicative and may be different from the final machine.

DIMENSIONS & WEIGHT

Model	KCIBF-56 DN4.0	KCIBF-71 DN4.0	KCIBF-80 DN4.0
			
Weight	23,20 kg	23,20 kg	23,20 kg
Panel Model			
Weight	5 kg		

INSTALLATION



Cassette Art Flux 360° 840x840


PRODUCT SHEET

KCIBF-100 DN4.0 / KCIBF-112 DN4.0 / KCIBF-140 DN4.0



KI-04 S

Recommended controller

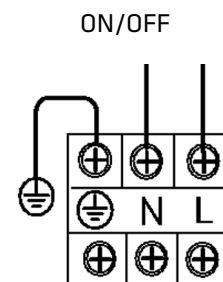
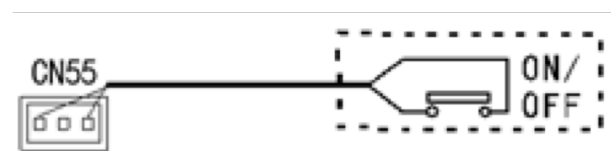
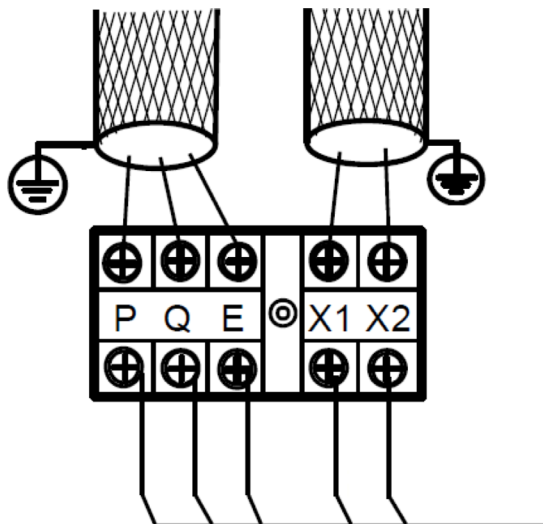
Product certified by: 



FEATURES

Model	KCIBF-100 DN4.0	KCIBF-112 DN4.0	KCIBF-140 DN4.0
Cooling capacity	10 kW	11,20 kW	14 kW
Heating capacity	11 kW	12,50 kW	16 kW
Power input	75 W	75 W	94 W
Airflow	1.034/1.087/1.154/1.239/ 1.365/1.477/1.596 m ³ /h	1.034/1.087/1.154/1.239/ 1.365/1.477/1.596 m ³ /h	1.224/1.289/1.351/1.426/ 1.517/1.622/1.727 m ³ /h
Sound pressure	36/37/39/41/ 43/45/47 dB(A)	36/37/39/41/ 43/45/47 dB(A)	35/36/38/45/ 46/48/50 dB(A)
Pipe diameter	Ø3/8" / Ø5/8"	Ø3/8" / Ø5/8"	Ø3/8" / Ø5/8"
Drain tube diameter	Ø32 mm	Ø32 mm	Ø32 mm
Power supply	220-240 V / 1 / 50 Hz		
Max. input	15 A	15 A	15 A
Power wiring	(2+T)x2,50 mm ²	(2+T)x2,50 mm ²	(2+T)x2,50 mm ²
Shielded communication wiring	3x0,75 mm ²	3x0,75 mm ²	3x0,75 mm ²

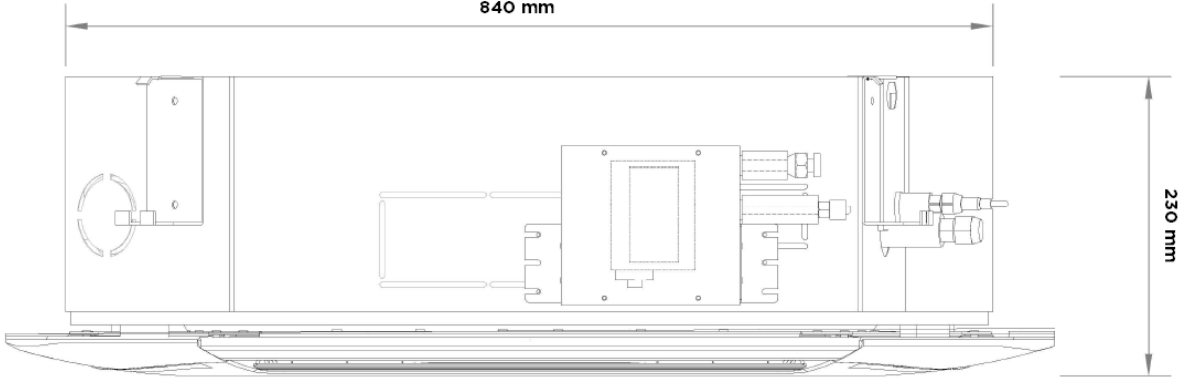
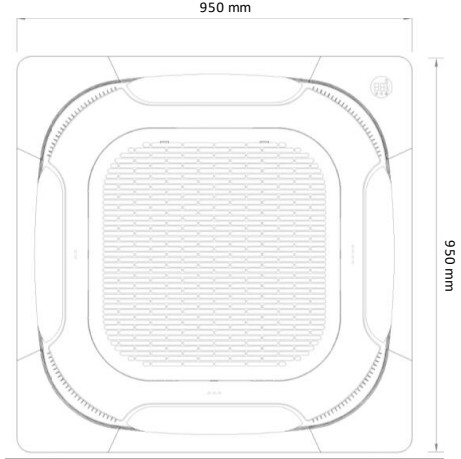
WIRING DIAGRAM



Power supply terminal

NOTES:
 (1) The data and specifications present in this sheet may vary without notice.
 (2) The images on this sheet are indicative and may be different from the final machine.

DIMENSIONS & WEIGHT

Model	KCIBF-100 DN4.0	KCIBF-112 DN4.0	KCIBF-140 DN4.0
			
Weight	28,40 kg	28,40 kg	30,70 kg
Panel Model			
Weight	5 kg		

INSTALLATION

